

---

A PLAN FOR THE FIRST  
YEAR IN AFFILIATE MARKETING



★  
YOUR  
COMPLETE  
BUSINESS  
PLAN

---

# Affiliate Marketing Blueprint

This is your custom business plan to help you  
in your business journey.

---

CURRENT AS OF  
8 MAY 2024

Step-By-Step Guide

CREATED BY  
START YOR BUSINESS

---



# Contents

Executive Summary	03
Steps To Your First Sale	05
Mission & Vision	06
Your Exact Blueprint	07
Helping Hands	14
Content Structure	15
The Algorithm	18
Your AI-Toolkit	20
Notes and Thoughts	21

---



# Executive Summary

Affiliate marketing presents the easiest entry point into the realm of online income generation. It requires no prior experience or specialized knowledge, making it an accessible option for anyone looking to alleviate financial burdens and carve out time for personal pursuits.

This course aims to equip individuals with the essential skills and insights needed to thrive in the affiliate marketing landscape.

The beauty of affiliate marketing lies in its simplicity: no product creation, customer relationship management, or intricate website design is necessary. Armed with just a laptop and internet connection, participants can embark on their affiliate journey.

The core concept is straightforward: promote quality products and services through engaging content on social media platforms. By connecting interested audiences with relevant offerings via personalized affiliate links, participants can earn commissions on resulting purchases.

*Let's begin...*

---

✦

# Disclaimer

In this course, you'll discover:

- **Fundamental Strategies:** Understand the core concepts of affiliate marketing and how to apply them effectively.
- **Targeted Audience Engagement:** Learn how to identify and engage with your target audience to maximize conversions.
- **Content Creation:** Master the art of creating compelling content that drives traffic and generates sales.
- **Optimization Techniques:** Explore advanced optimization strategies to boost your affiliate income.

Throughout the course, I've sprinkled in some links to tools that I personally use to continuously grow my channels. Some of these links are affiliate links, which means that if you decide to purchase through them, you'll receive a discount, and I'll earn a small commission. I've included these links to help offset some of the costs I incur in building and maintaining this course for you.

However, it's important to note that you're under no obligation to use these links. If you'd prefer not to support me in this way, you can still access all the valuable content in this course. Additionally, feel free to grab the free Blueprint provided and explore alternative websites and tools to suit your preferences.

Are you ready to embark on your affiliate marketing journey? Let's dive in and start building your online success together!





# Steps To Your First Sale

- 
- |         |                         |
|---------|-------------------------|
| Step 1: | Pinterest Channel Setup |
|---------|-------------------------|
- 
- |         |                                      |
|---------|--------------------------------------|
| Step 2: | Hunt For The Best Affiliate Partners |
|---------|--------------------------------------|
- 
- |         |                               |
|---------|-------------------------------|
| Step 3: | Create a Stunning Online-Blog |
|---------|-------------------------------|
- 
- |         |                         |
|---------|-------------------------|
| Step 4: | Utilize The Power of AI |
|---------|-------------------------|
- 
- |         |                         |
|---------|-------------------------|
| Step 5: | Create Valuable Content |
|---------|-------------------------|
- 
- |         |                      |
|---------|----------------------|
| Step 6: | Automize The Process |
|---------|----------------------|
- 
- |         |                                     |
|---------|-------------------------------------|
| Step 7: | Earn Commissions Through Your Links |
|---------|-------------------------------------|
-



## Mission

Our mission is to empower individuals with the knowledge and skills to succeed in affiliate marketing, regardless of their experience level, fostering financial independence and personal growth.



## Vision

We envision a world where affiliate marketing is accessible to all, serving as a pathway to financial freedom and the realization of personal aspirations, supported by advanced strategies and AI technologies.

## Step 1:

# Pinterest Channel Setup

Set a clear timetable for every step and stick to it. Over 80% of people give up, because they don't have a clear structure to achieve their goal.

---



Start Date:

---

Completion Date:

---

## To Do List for Step 1:

-  1. Find the right Niche
2. Create a Pinterest Account
-  3. Design a Brand Logo
4. Add a stunning description
5. Switch to a Business Account

### Things To Think About

Set up your Pinterest account for affiliate marketing success in five simple steps. First, find your niche. Then, create your account with a username reflecting your niche or brand.

Design a memorable logo, craft a compelling profile description, and switch to a business account for access to valuable analytics. With these steps, you'll be ready to make the most of Pinterest's potential for affiliate marketing.

## Step 2:

# Hunt For The Best Affiliate Partners

Set a clear timetable for every step and stick to it. Over 80% of people give up, because they don't have a clear structure to achieve their goal.

---

Start Date:

---

Completion Date:

---

## To Do List for Step 2:



1. Search for Affiliate Marketplaces like [Impact](#) & [Clickbank](#)
2. Find good products with a commission between 5\$ to 30\$
3. Apply for the best Affiliate Offers
4. Organize all your Links on one Place
5. Get as most information about the Product as possible

### Things To Think About

Start your affiliate marketing journey by exploring marketplaces like Impact and Clickbank. Look for products offering commissions ranging from \$5 to \$30. Apply for top affiliate offers to maximize your earnings potential.

Organize all your affiliate links in one convenient location for easy access and management. Gather as much information as possible about the products you're promoting to enhance your marketing efforts.

## Step 3:

# Create a Stunning Online-Blog

Set a clear timetable for every step and stick to it. Over 80% of people give up, because they don't have a clear structure to achieve their goal.

---


Start Date:

---

Completion Date:

---

## To Do List for Step 3:

-  1. Create a own Online Blog
2. Define your personal Web-Address
3. Upload a Theme & Customize it
4. Write your first Blog Article
5. Include the Affiliate Link in the Text

### Things To Think About

Embark on your affiliate marketing adventure by creating your own online blog. Define a unique web address that reflects your brand identity. Choose a theme and customize it to match your style and niche.

Craft your inaugural blog article, ensuring it's engaging and informative. Seamlessly integrate your affiliate link within the text to drive conversions and monetize your blog effectively.

## Step 4:

# Utilize The Power of AI

Set a clear timetable for every step and stick to it. Over 80% of people give up, because they don't have a clear structure to achieve their goal.

---




Start Date:

---

Completion Date:

---

## To Do List for Step 4:

-  1. Write SEO-Optimized Articles fully automatically
-  2. Create Pins in seconds and Planning them for weeks in Advance
-  3. Get Hundreds of stunning Pin Titles and Descriptions for Free

### Things To Think About

Automate your content creation with SEO-optimized articles written fully automatically. Generate Pins in seconds and schedule them weeks in advance for consistent visibility.

Access hundreds of captivating Pin titles and descriptions for free, enhancing the attractiveness of your Pins and boosting engagement on your Pinterest account effortlessly. This is what is now possible with AI and gives you the opportunity to create 10x more and better content in half the time. Seize this opportunity!

## Step 5:

# Create Valuable Content

Set a clear timetable for every step and stick to it. Over 80% of people give up, because they don't have a clear structure to achieve their goal.

---

**Start Date:**

---

**Completion Date:**

---

## To Do List for Step 5:

1. Analyse the existing Content in Your Niche
2. Rebuild the best Content by yourself
3. Take care of a good variety of Pins & Videos
4. Post between 3 to 9 different Pins every single day
5. Make sure, that the content fits your Niche, Blogpost & Link

### Things To Think About

Begin by analyzing existing content within your niche to identify top-performing pieces. Rebuild this content with your own unique spin to add value to your audience.

Maintain a diverse range of Pins and videos to keep your audience engaged. Consistently post between 3 to 9 different Pins daily to maximize visibility and engagement. Ensure that your content aligns seamlessly with your niche, blog posts, and affiliate links for cohesive branding and optimal results.

## Step 6:

# Automize The Process

Set a clear timetable for every step and stick to it. Over 80% of people give up, because they don't have a clear structure to achieve their goal.

---

Start Date:

---

Completion Date:

---

## To Do List for Step 6:

1. Create a File just for all your different Affiliate Links
2. Create another Files with all the Content you post within a week
3. Define the category for every Pin you publish
4. Make daily new Content for at least 6 months
5. Mix old Pins with new Pins, to reduce your workload continuously

### Things To Think About

Streamline your affiliate marketing efforts by centralizing all your affiliate links into a dedicated file, while keeping another file for weekly content scheduling. Categorize each Pin to ensure clear organization and relevance.

Stay committed to creating fresh content daily for a minimum of six months to sustain audience interest and growth. Incorporating a mix of older and newer Pins will not only reduce your workload over time but also maintain a consistent and engaging presence on Pinterest.



## Step 7:

# Earn Commissions Through Your Links

Set a clear timetable for every step and stick to it. Over 80% of people give up, because they don't have a clear structure to achieve their goal.

---

**Start Date:**

---

**Completion Date:**

---

## To Do List for Step 7:

1. Try this method for at least 6 to 12 months without a break
2. Analyse your Data of Impressions, Interactions and Klicks
3. Use your Data to publish more viral Content
4. Embrace your first incoming Payments
5. Stick to it & and Expand your monthly Income

### Things To Think About

Dedicate yourself to this method for a minimum of 6 to 12 months consistently. Analyze your data on impressions, interactions, and clicks to inform your content strategy and publish more viral content.

Celebrate your first incoming payments as milestones of success. Stay committed and watch your monthly income grow. Stick to your strategy and continuously expand your revenue streams.

---

# Helping Hands

In developing this course, Reese, Rufus and Olivia have been essential collaborators. Their expertise in design, social media, and copywriting has been instrumental. Should you face any challenges in applying these strategies or encounter lackluster results, they're ready to assist.



## Olivia Wilson

### Video-Course Setup

Olivia is your wordsmith companion. Whether it's crafting blog posts or polishing product descriptions, she'll be there to help you convey your message persuasively and drive conversions.



## Reese Miller

### Blueprint Designer

Reese is here to lend a hand with stunning Pinterest graphics. His expertise in visual storytelling ensures your content catches the eye and captivates your audience.



## Rufus Stewart

### Social Media Expert

Rufus is your guide through the Pinterest maze. With his deep understanding of the platform's algorithm, he'll assist you in growing your audience and maximizing engagement effortlessly.



# Content Structure

Understanding the Pinterest algorithm is key to affiliate marketing success on the platform. The algorithm prioritizes engagement and relevance, so posting three to eight pins daily keeps you visible. Videos boost engagement, so include them occasionally.

Each pin needs a unique title, description, and hashtags for visibility. Most importantly, always include your blog link for commission earnings. By mastering the algorithm and maintaining a consistent posting schedule with varied content, you can drive traffic and succeed in affiliate marketing on Pinterest.

---

Goal 1	Upload 3-8 Pins every day
Goal 2	Post at times, when many people use Pinterest
Goal 3	Write unique Pin Titles & Descriptions for each one

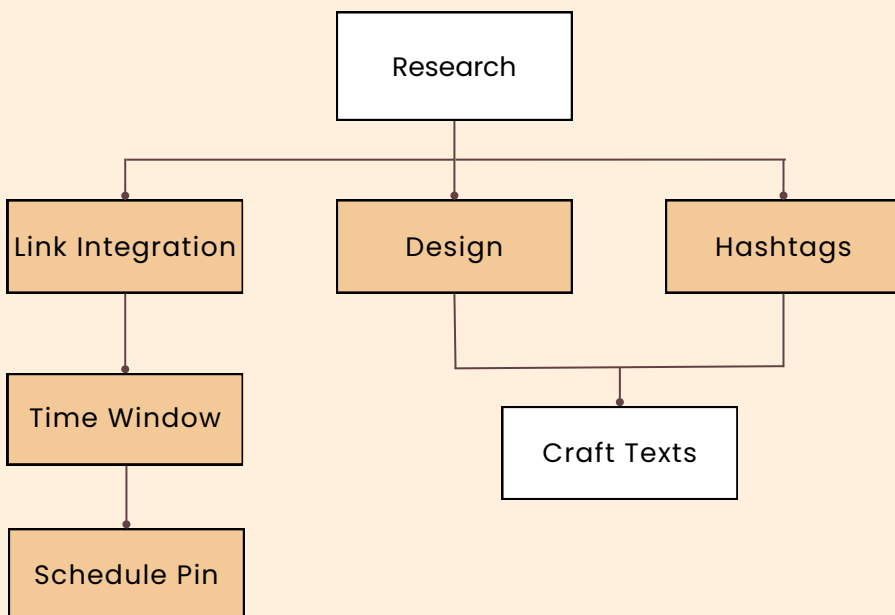
---

---

## The Road For Your Ready-To-Publish Pin

Each step plays a crucial role in maximizing your success on Pinterest. Research ensures you're targeting the right audience with trending topics. Design grabs attention in a visually-driven platform. Crafting titles and descriptions optimizes discoverability.

Optimize for format and size to fit Pinterest's preferences. Link integration drives traffic to your site. Strategic scheduling ensures consistent visibility. Analyzing performance helps refine and improve your strategy over time. Together, they form a comprehensive approach to effective Pinterest marketing.













# Example For A Detailed Timetable

In this section, you can explore a detailed pin publishing timetable for one of my channels.

It provides a comprehensive overview of when and how frequently I release new pins, a crucial strategy for my success on Pinterest.

	Publishing Time	What Kind Of Pins I Upload
		<ul style="list-style-type: none"><li>• 2x Normal Pins</li></ul>
		<ul style="list-style-type: none"><li>• 2x Video Pins</li></ul>
		<ul style="list-style-type: none"><li>• 2x Normal Pins</li></ul>
		<ul style="list-style-type: none"><li>• 2x Video Pins</li></ul>

---

# The Algorithm

Pinterest is a visual discovery and bookmarking platform that allows users to find and save ideas for various interests, hobbies, and projects. It's essentially a virtual pinboard where users can discover, save, and organize content through images and videos, known as "Pins," which are usually linked to external websites.

## How the Pinterest Algorithm Works:

1. **Content Quality:** Prioritizes high-quality, visually appealing content.
2. **Relevance:** Analyzes Pins, keywords, and descriptions for user interests.
3. **Engagement:** Rewards Pins with high saves, clicks, and comments.
4. **Freshness:** Values fresh content & appreciates evergreen relevance.
5. **Domain Quality:** Considers the reputation of linked websites.

## Secrets of Gaining Traction:

1. **Optimize Profile:** Use keywords in bio, board titles, and descriptions.
2. **Create Compelling Pins:** Design visually striking vertical images.
3. **Keyword Research:** Incorporate relevant keywords into Pin descriptions.
4. **Consistency:** Regularly post new content to maintain activity.
5. **Join Group Boards:** Expand reach by joining active boards in your niche.
6. **Engage:** Like, comment, and repin content to build relationships.
7. **Utilize Rich Pins:** Take advantage of product, recipe, and article pins.

## Utilizing this Information:

Teach students to optimize profiles, create engaging Pins, target the right audience with keywords, and engage with the community to boost visibility. By providing actionable strategies, empower students to effectively use Pinterest for affiliate marketing.

---

## Market Research

Pinterest's primary users are predominantly women, drawn to the platform for discovering and saving ideas spanning diverse interests like home decor, fashion, recipes, and DIY projects.

It serves as a hub for inspiration and creativity, making it ideal for planning and exploring new ideas.


---

## Target Market

Pinterest's core users are mainly women, drawn to its diverse content ranging from home decor and fashion to recipes and DIY projects.

This demographic's active engagement and the platform's visually-driven nature make it ideal for affiliate marketing, allowing marketers to promote relevant products effectively.

---



## Key Statistics Of Pinterest Users

**25-45**

Average Age

**F**

Primary Users

**2+ hrs**

On Pinterest / Day

**>\$54k**

Users Average  
Yearly Income

**73%**

Users On  
Mobile Devices

**8/10**

Purchase Willingness

---

---

# Your AI - Toolkit

Integrated AI tools have revolutionized my Pinterest strategy. From content creation to performance tracking, they've streamlined my process and boosted results. These tools are now indispensable in my affiliate marketing toolkit.

---



## Create Your Own Online-Blog in a few Minutes

- Benefit from the lowest hosting prices
  - Get a professional Domain for Free
  - Receive a professional eMail-Address
  - Get access to a Copy of my Own Website
- 



## Let AI Write All Your Website Texts & Articles For You

- Save valuable Time & Energie
  - Create Professional Texts within Seconds
  - Receive SEO-Optimized Results
  - Get more Website-Traffic & Earn more Money
- 



## Utilize AI To Bulk Create Your Pins, Titles & Discriptions

- Save hours, creating Pins by Yourself
  - Never run out of Ideas for new Pins
  - Generate SEO-Optimized Texts
  - Get access to a bunch of creative Designs
- 



## Save My Personal Toolkit For Success

- Receive a Bunch of Customizable Logos
  - Copy & Paste AI Prompts for Perfect Results
  - Get Hundreds of Customizable Pins
  - Benefit from my Personal Blog Theme (Ready To Upload)
-



---

# Checklists

Preparation	Deadline	Completed?
Analyse & Find A Niche		
Set Up a Pinterest Channel		
Find Great Affiliate Partners		
Build Your Online-Blog		
Write the First Articles		
Integrate Your Affiliate Links		

Execution	Deadline	Completed?
Create & Plan Your First Pins		
Upload Your First Pins		
Upload & Grow Consistent		
Analyse The Data You Receive		
Create Better Pins		
Building Systems To Automize		



---

## Start Your Business

INFO.STARTYOURSHOP@GMAIL.COM

WWW.OUTSIDEBOX-MARKETING.COM

---



---

Follow Us On Pinterest



<https://www.pinterest.de/startyourshop/>



Daily Tips On Telegram



<https://t.me/-tC3nu8-qNqZWj>

